

The InterKnot Newsletter

of the International Guild of Knot Tyers
North American Branch

December 2001

Issue 17

In This Issue

First off there is the new "Featured Book" section below. This is something I hope to do more of and see future reader submissions on. Thanks to Bill Smothers for sending instructions on making a very nice looking fid. Samuel Pennock shows us that if you only tied flat knots, you could still tie with infinite diversity. The information on the 2K2 Annual meeting in England is tentative, but should prove very useful for planning your trip. You are going aren't you? Hope you enjoy the comics. And hope you received a lot of cordage and knot books for X-mas.


Featured Book

The American Boys Handy Book

This is a book that came to my attention upon seeing it referenced in The Ashley Book of Knots. He mentioned reading it in his youth and also wrote from it about throwing an arrow with a string.

That would have been the last I heard of it except that I found it in the children's section of a bookstore. It turns out that it is still in print.

The book is extraordinary for its vast collection of projects for kids to build. I read it from cover to cover, and kept thinking how I wished I had a copy when I was a kid.



Most books like this would keep sending you to the store for parts and supplies that are not carried any more. (We've all been there!) But this book is careful to recognize that store items constantly change, and makes every effort to make the descriptions of the supplies universal. This is especially useful considering it was first published in 1882!

This book is 441 pages of fun. It shows what incredible projects can be built by children with just simple things lying around the house and yard. From hand puppets to full size canoes, I was amazed. And of course there is a chapter on knots, which is very useful in completing many of the projects.

Flat Knotting By Samuel Pennock



A Knotted Anchor,
A Symbol of Hope.



Another, different Anchor knot.




And another,
different,
Anchor Knot.



A sun made from a smiling face.

May A
Shining Smiling Sun
Shed You Some Light Upon
Life's Knots, All of One
To be Tied, or Untied,
And Doing or Done,
Stay Relaxed
And:
It
It
Have
Fun:




A Ship's wheel,
A single piece of cord, tripled.



Decorative Snowflakes,
Each tied of a single length of string.

Home Made Fid By Bill Smothers



The core is $\frac{1}{2}$ inch PVC hot water tubing. This should be noted, as the cold water PVC tubing is thicker than the hot. The big problem is manually holding and saw cutting a tube on the bias. Below is a sketch that shows how I secure a 12-inch piece of tubing for sawing, with a hacksaw.

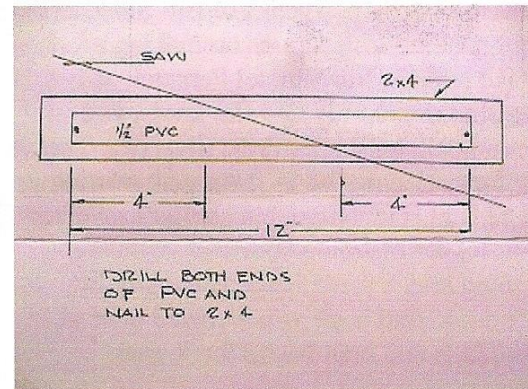




Illustration of PVC tube nailed down on a board to hold for sawing.

Because I give these away I use rather cheap twine that I have bought from a local hardware store. I also cover the body with a half hitch. Obviously this is easy and quick. I fill the top of the tube with hot melt, just because I have a hot melt gun. I am sure that silicon caulk would work just as well. However I slightly mound this material because I think that the top covering # 2217 (Ashley) fits better over a mounded surface. This covering is not especially easy or fast. I have tried to buy a good grade of size 18 cotton twine. If you know of a supplier please advise me. After saw cutting the point must be shaped. This material is rather soft so gently file, sand or scrape as required.



From John Burke and The Executive Board

1. The IGKT-NAB Executive Board wishes everyone a Happy Holiday Season and a Great New Year.
2. Remember that the new year brings "Knot Year 2K2"-the 20th year of the International Guild of Knot Tyers. The event runs from May 20 - 25, 2002 in Fareham England.
3. Please review your membership expiration date in the upper right hand corner of your mail label. If you think that it is incorrect please contact me with your concerns. I have been trying my best to see that the information contained in the database is current and correct. Your concerns are very important to the IGKT-NAB and myself. John Burke, President, <mailto:knottyrope@prodigy.net>



Got Rope?

If you have any new sources for cordage and accessories please email or snail mail me and I will publish the information in the *InterKnot*. Cordage for tying can be borrowed from many different sources, from lawn mower pull cords to mini blind cords. And maybe Bat-Boomerangs.

Contacting your IGKT - NAB

President/Secretary: John Burke

For: Subscription renewal, membership info and event details and updates.

Email: knottyrope@prodigy.net

Address: IGKT-NAB

c/o 4417 Academy Street
Dearborn Heights, MI 48125-2205

InterKnot Editor: Randy Penn

For: Event info (if desperate) and submissions for InterKnot.

Email: rlpenn@gte.net

Address: InterKnot

5024 Greenglen Ln.
Lakeland, FL 33811

Very Important: Please state purpose of email communication in subject heading. Only the subject line is visible in email lists, so this helps people get back to you.

IGKT-NAB Web Site

<http://www.igktnab.org/>

Check here for updated information on events, and many other knotting related items.

Membership Renewals: The date on your mailing label is the month and year that your membership expires. Please report any errors. Please submit your renewals by that date.

DUAL MEMBERSHIP: Covers membership in both the IGKT and IGKT-NAB.

Membership Fee as of January 1, 1998 in US dollars

Family	\$44	Individual	\$35	Youth	\$12
--------	------	------------	------	-------	------

Please make check payable to in U.S. funds to the IGKT-NAB and mail to **IGKT-NAB, c/o 4417 Academy Street, Dearborn Heights, MI 48125-2205**

Address Changes: Please use above mailing address to update your address, phone number and email address. Updates are forwarded to England on a monthly basis.

TENTATIVE SCHEDULE

The International Guild of Knot Tyers celebrates 20 years of existence with a week-long conference and exhibition in the Furnham Hall, Fareham, Hampshire, 20th May to 25th May 2002

Outline of Programme

	Inside		Outside	Evening	
	Furnham Hall	Meon Suite	Day Trips	*Red Lion	
Monday	Setting Up			*debrief of day and briefing for next day	
Tuesday	Displays / Host visits	Members' Papers		*debrief - briefing	
		10 am	2 pm		
Wednesday	Knotting Academy Day			Open Evening in Furnham Hall	
Thursday	Displays / Host visits	10 am	2 pm	Day Trips	*debrief - briefing
Friday	Displays / Host visits	10 am	2 pm	Day Trips	*debrief - briefing
Saturday	AGM			IGKT Dinner	

Members' Papers

Papers for oral and visual presentation will be an integral part of this conference. Presentation will take place in the Meon Suite at 10 am and 2 pm as promulgated. A Power Point projector is available.

Call for: members' papers (subject and 50-word abstract)

Knotting Academy Day

Learning within a formal structure for Guild members and non-Guild members - one to one or (limited) groups.

Subject nominated by students or tutor

Tutors volunteers or by invitation

Student name the subject or select the tutor

Call for: tutors - students - subjects

Outside Day Trips

It is intended to run day trips by coach or car to interesting points in the South of England, including visits to the Royal Dockyard (rigging shed), Iron-Age Farm, Waterways Museum (canal boats), Stonehenge, Aladdin's Cave Chandlery, riverside stroll to Hostelry.

Call for: name and numbers of day trips - other points of interest we may have missed

Display Areas

Members will be provided with display table/area - for individuals - by subject or for branches, providing notice has been given. Please do not expect a table/area if you have not booked.

Call for: Pre-booking advice on your display requirements - table (individuals), area (groups/branches)

Commercial Space

Please apply separately for details of vendor space allocation.

Accommodation

Accommodation is available to suit all tastes, from coaching inns to a place to pitch your own tent. A selection, with an indication of how close they are to Furnham Hall:

Red Lion, Fareham	+44 (0) 1329 822640	walking distance
Lysses House, Fareham	+44 (0) 1329 822622	walking distance
Post House Forte, Fareham	0800 404040	transport required
Bembridge House (B&B)	+44 (0) 1329 317050	nearest
Nutcracker House (B&B)	+44 (0) 1329 829884	next nearest
Ellerslie Caravan & Camping Park	+44 (0) 1329 822248	transport required

All accommodation is bookable via www.smoothhound.co.uk Tel: +44 (0) 1242 529509

Tourist Information at +44 (0) 1329 824986

InterKnot

IGKT-North American Branch
5024 Greenglen Ln.
Lakeland, FL 33811

HAPPY HOLIDAYS



2K2 Annual Guild Meeting



The International Guild of Knot Tyers celebrates 20 years of existence with a week-long conference and exhibition in the Furnham Hall, Fareham, Hampshire, 20th May to 25th May 2002



See Inside



For more info about the Annual Guild Meeting in England.



For a review of a book that may be 'new' to you.

Fid making and flat knots.

Holiday cartoons!



What are you waiting for?



HAPPY NEW YEAR